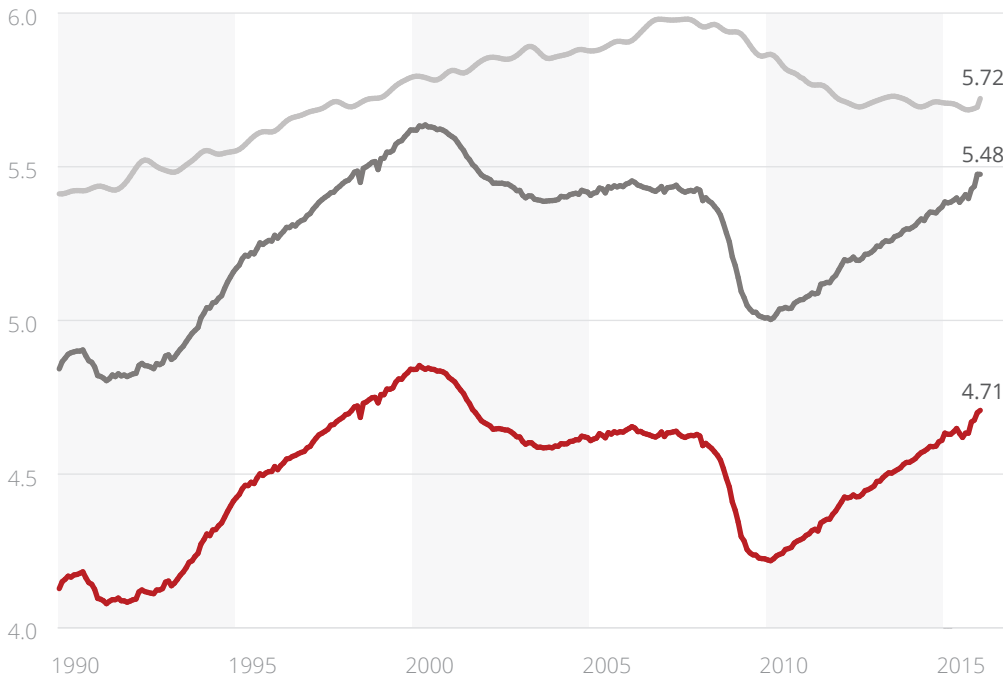


Ohio Jobs Tracker: January 2016

IN MILLIONS



OHIOANS IN THE LABOR FORCE

Ohioans age 16+ who are employed or unemployed but looking for work

TOTAL EMPLOYMENT

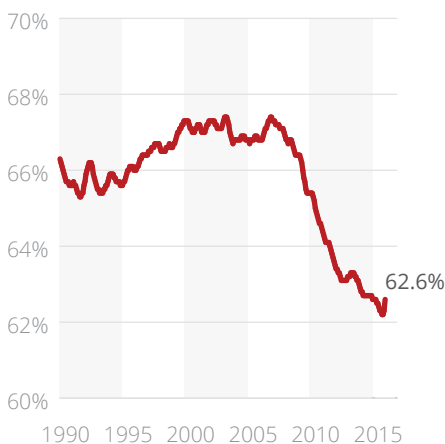
Private sector and government jobs

PRIVATE-SECTOR EMPLOYMENT

Ohio's private-sector employment peaked in March 2000 at 4.85 million jobs. Most likely, full recovery won't happen until the early 2020s.

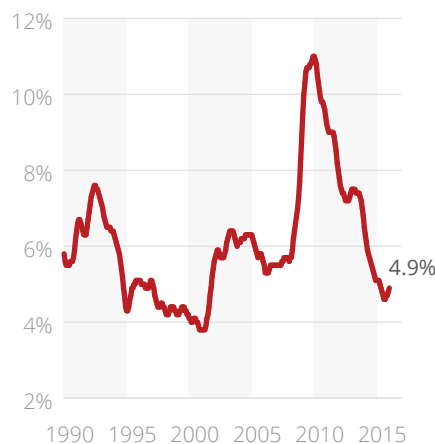
LABOR FORCE PARTICIPATION RATE

Labor force as a percentage of the state's working-age population. A low number indicates that many Ohioans who should be working are unemployed or not looking for a job.



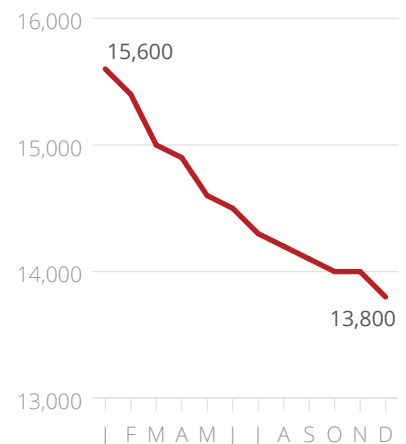
UNEMPLOYMENT RATE

Unemployed Ohioans as a percentage of the labor force. A high rate indicates people are struggling to find jobs. However, a low rate may simply indicate many Ohioans who should be trying to find a job are not looking.



STAT OF THE MONTH: LOGGING AND MINING

Already one of Ohio's smallest job sectors, Logging and Mining lost 1,800 jobs in 2015 alone, a decline of 11.5 percent.



Sources: U.S. Bureau of Labor Statistics, and Ohio Department of Job and Family Services, Bureau of Labor Market Information.



THE BUCKEYE INSTITUTE for PUBLIC POLICY SOLUTIONS

88 East Broad St., Ste. 1120 | Columbus, OH 43215-3506 | info@buckeyeinstitute.org